

DRAWER STORAGE WALLS B251



Drawer storage walls for easily accessible storage of small items and accessories. They are the best guarantee of value preservation and efficient use of high-grade materials.

Wide choice of drawers, extensions and

adjustable shelves available. May be freely combined in a wall unit, to give the exact functional mix for your operational needs.

Lista, making workspace work.



THE STANDARD COLOURS


For technical reasons, the printed colours shown here may differ from the original shades.




capri blue
RAL 5019




light blue
RAL 5012




reseda green
RAL 6011



ruby red
RAL 3003




pure white
RAL 9010



light grey
RAL 7035



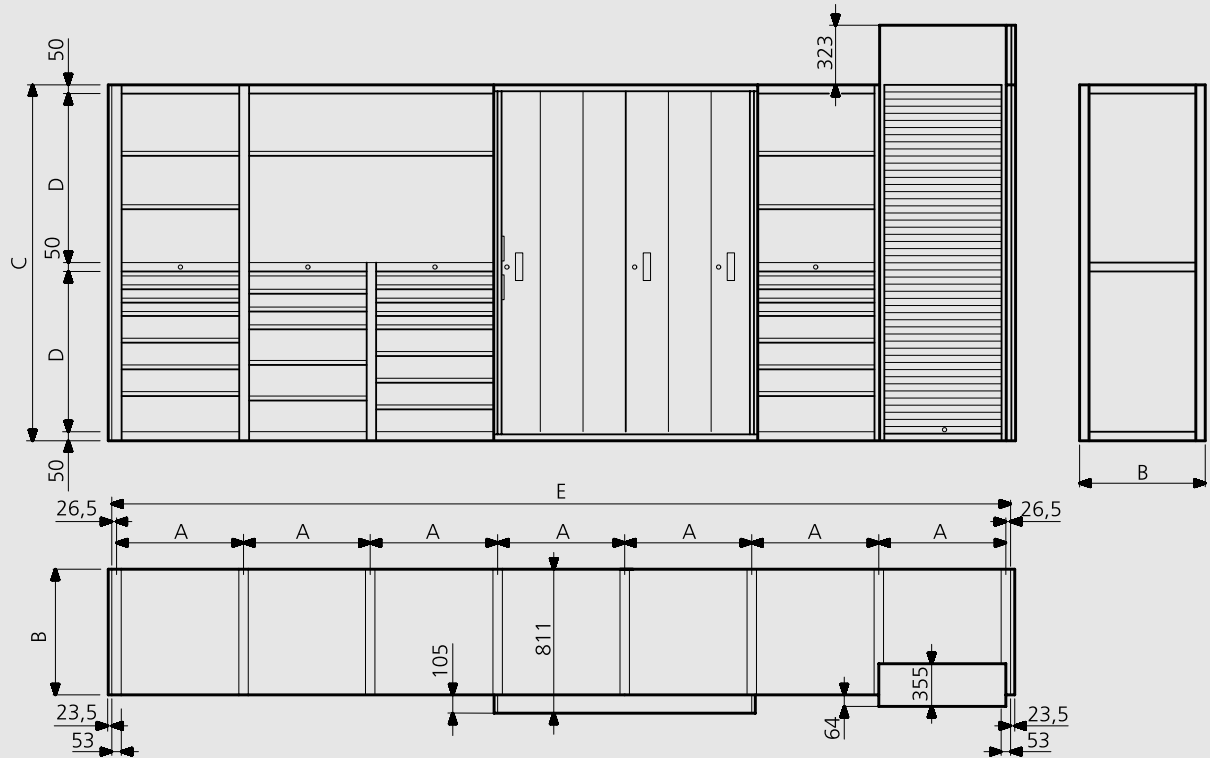
metallic grey
NCS S 6502-B



black
NCS S 9000-N

STORAGE DIMENSIONS

Dimensions B251



A	Section widths	Dimensions	714mm = 36 units 867mm = 45 units 1020mm = 54 units	1190 mm = 64 units 1428 mm = 78 units
B	Storage depths	Actual dimension With hinged doors With sliding doors With roller-shutter	706mm for drawers 36 units deep 756mm 811mm 770mm	
C	Storage heights	Actual dimensions	1000mm 1450mm 2000mm 2200mm 2500mm 3000 mm	
		With hinged doors	1000mm – 2000mm 2200mm 2500mm –	
		With sliding doors	– – 2000mm 2200mm 2500mm –	
		With roller-shutter	– 1773mm 2323mm 2523mm 2823mm –	
D	Useful heights	Number of slots x 25mm		
E	Storage lengths	Without end panels = Number of section widths + 53mm With end panels = Number of section widths + 10mm Example without end panels: 3 x 714mm + 1 x 867mm + 1 x 1428mm + 53mm = 4490mm 3 x 36 E + 1 x 45 E + 1 x 78 E + 53mm = 4490mm		
Slots		Pillar frame slotted every 25mm for the fitting of drawers Shelves slotted every 15mm for partitioning. 1 unit = 17mm		

DRAWER STORAGE WALLS B251

PLANNING INFORMATION / CARRYING CAPACITIES

Planning information

Diagonal brace arrangement



- The shown load capacities are only valid if always first and every following third section is equipped with rear panels or diagonal braces.
- With double height shelving, diagonal braces or rear panels must be fitted in every third shelving section on the lower level.

Securing requirements

All drawer storage walls must be anchored. Ships with 1 anchoring per vertical side frame.

Exception: double-sided drawer storage walls that are screwed together back-to-back, no anchoring required.

Front-mounting variants

Immediately adjacent front-mounting variants.

Basic unit left	Sliding door	Add-on side right			Counter	Vertical-extension ¹	Locking profile ²
		Hinged door	Roller-shutter				
Sliding door	•	–	•	•	•	–	
Hinged door	–	•	•	•	•	–	
Roller-shutter	•	•	•	•	•	–	
Counter	•	•	•	–	•	–	
Vertical extension ¹	–	–	–	–	•	–	
Locking profile ²	–	–	–	–	•	•	
Drawers ³	•	•	•	–	–	•	

Explanations:

- possible
- not possible

¹ Vertical extension only with locking on the right

² Locking profile is double sided

³ For fitting behind front assembly

Carrying capacities

Storage height mm	Number of universal shelves	Useful heights mm	Min. - max. height of middle universal shelves from base mm	Carrying capacity per storage section kg
1000	2	900	–	5500
1450	2	1350	–	5000
2000	2	1900	–	4500
2000	3	1850	800 – 1200	5500
2200	3	2050	900 – 1300	5500
2500	3	2350	1050 – 1450	5250
3000	3	2850	1300 – 1700	5000

DRAWER STORAGE WALLS B251

COMPONENT PARTS

Vertical side frames

Frames with holes on both sides in 25mm increments for fitting runner rails and shelf supports. Vertical front and rear channels are welded to horizontal braces to form rigid and stable side frame. If drawer safety lock-

ing devices are required, lock profiles must be bolted onto the vertical side frame (i.e. on mobile bases).

Made of pressed steel profiles. Colour: according to colour chart.

Standard

Ref no.	For storage height mm	Clear height mm	Depth mm	Width mm
13.245	1000	900	706	53
13.246	1450	1350	706	53
13.247	2000	1900	706	53
13.248	2200	2050	706	53
13.249	2500	2350	706	53
13.250	3000	2850	706	53



With locking profile*

Ref no.	For storage height mm	Clear height mm	Depth mm	Width mm
14.341	1000	900	723	53
14.342	1450	1350	723	53
14.343	2000	1900	723	53
14.344	2200	2050	723	53
14.345	2500	2350	723	53
14.346	3000	2850	723	53

* Used in conjunction with drawer safety catch

With self-supporting**

Ref no.	For storage height mm	Clear height mm	Depth mm	Width mm
13.538	1000	900	706	53
13.539	1450	1350	706	53
13.540	2000	1900	706	53
13.541	2200	2050	706	53
13.542	2500	2350	706	53
13.543	3000	2850	706	53

** For later additional height or height over 3000mm